



UPLOAD
YOUR
ASN LOGO

Red/black dot entries:

- to Valid to

The original of this document was filled in by the Applicant and verified by the ASN in accordance with Appendix «K» to the International Sporting Code, for cars taking part in historic competitions. This certified copy of the original form remains the property of the FIA and, if replaced with a new form, must be returned to the issuing ASN which holds the original. During the whole event the car must conform to all the declarations of this HTP.

cm³

cm³

COLOUR PHOTOGRAPH OF THE CAR IN ITS PRESENT FORM

Digital photograph of suitable resolution

16:9 - 1280x720px - 150dpi min.

$\frac{3}{4}$ front view of the right side of the complete car


UPLOAD YOUR PICTURE

Each page of this form, as well as the edge of each photograph, must bear the stamp of the issuing ASN

We, the , have checked the information given on this form up to and including page 24 and confirm that to the best of our reasonable knowledge and belief as of today, the car complies with the period specification of the make and model represented.

Date:

Name and status of signatory:





COLOUR PHOTOGRAPH OF THE CAR IN ITS PRESENT FORM
Digital photograph of suitable resolution

16:9 - 1280x720px - 150dpi min.

$\frac{3}{4}$ rear view of the left side of the complete car
UPLOAD YOUR PICTURE

In case of homologated car only: if extensions of the original homologation form are used (in accordance with Appendix K), their numbers must be entered below:

In case of homologated cars bodywork may only be altered on Competition Grand Touring Cars (GTS) before Period G and on Competition Touring and GTS cars from Period G onwards according to Appendix J of the period. For the avoidance of any doubt there must be attached to this document evidence of Period Specification of changed bodywork according to Appendix K, over stamped by the issuing ASN as authorisation.

PERIOD IMAGE OF THE CLAIMED PERIOD SPECIFICATION

Digital photograph of suitable resolution

16:9 - 1280x720px - 150dpi min.

Mandatory, especially as it can authenticate the car livery.
UPLOAD YOUR PICTURE

Period image. Event:

* Date of the Event:

IMPORTANT: If this model has no International History, tick this box:

1 – CHASSIS, SUSPENSION

1.1 CHASSIS FRAME

[a]	Is the car fitted with a chassis to the period specifications?
[b]	
[c]	Construction (girder, tubular, monocoque, etc.):
[d]	Materials:

1.2 FRONT SUSPENSION

[a]	Is the suspension as per the period specifications and dimensions?
[b]	
[c]	Type of suspension (rigid axle, wishbones, de Dion, etc.):
[d]	Type of spring (coil, leaf, torsion bar, etc.):
[e]	Type of dampers (friction, lever, telescopic, etc.):
[f]	Are the dampers adjustable?
[g]	
[h]	Material of the dampers:
[i1]	Is the geometry of suspension adjustable?
[i2]	Is the height of suspension adjustable?
[j]	
[k]	Is it fitted with an anti-roll bar?
[l]	
[m]	Are sensors fitted?
[n]	



COLOUR PHOTOGRAPH OF THE FRONT SUSPENSION

Digital photograph of suitable resolution

16:9 - 1280x720px - 150dpi min.

Wheel removed; the braking system and suspension must be clearly visible
In case of drum brakes the drum has to be removed and seen on the picture

UPLOAD YOUR PICTURE

COLOUR PHOTOGRAPH OF THE FRONT SUSPENSION

Digital photograph of suitable resolution

16:9 - 1280x720px - 150dpi min.

Behind the braking system in longitudinal axis of the car

UPLOAD YOUR PICTURE

1.3 REAR SUSPENSION

[a]	Is the suspension as per the period specifications and dimensions?
[b]	
[c]	Type of suspension (rigid axle, wishbones, de Dion, etc.):
[d]	Type of spring (coil, leaf, torsion bar, etc.):
[e]	Type of dampers (friction, lever, telescopic, etc.):
[f]	Are the dampers adjustable?
[g]	
[h]	Material of the dampers:
[i1]	Is the geometry of suspension adjustable?
[i2]	Is the height of suspension adjustable?
[j]	
[k]	Is it fitted with an anti-roll bar?
[l]	
[m]	Are sensors fitted?
[n]	



COLOUR PHOTOGRAPH OF THE REAR SUSPENSION

Digital photograph of suitable resolution

16:9 - 1280x720px - 150dpi min.

Wheel removed; the braking system and suspension must be clearly visible
In case of drum brakes the drum has to be removed and seen on the picture

UPLOAD YOUR PICTURE

COLOUR PHOTOGRAPH OF THE REAR SUSPENSION

Digital photograph of suitable resolution

16:9 - 1280x720px - 150dpi min.

Behind the braking system in longitudinal axis of the car

UPLOAD YOUR PICTURE

2 – ENGINE

2.1 ENGINE

[a]	Is the engine as per the period specifications for this chassis?			
[b]				
[c]	Is the position of the engine as per the period specifications?			
[d]				
[e]	Is the cylinder block cast using the period specification material and dimensions?			
[f]				
[g]	Is the cylinder head cast using the period specification material and dimensions?			
[h]				
[i]	Make:	Casting number of the block:		
[j]	Year of specification:	Operating method:		
[k]	Number of cylinders:	Configuration (straight, V, etc.):		
[l]	Bore: original	mm	Stroke: original	mm
	actual	mm	actual	mm
[m]	Engine capacity: original	cm ³	actual	cm ³
[n]	Number of intake ports:	Number of plugs per cylinder:		
	Number of exhaust ports:	Number of valves per cylinder:		
	Number of transportation port (in case of two stroke engines):			
	Number of rotors (in case of wankel/rotary engine):			
[o]	Valve sizes to period specifications?			
[p]				
[q]	Are sensors fitted?			
[r]				

2.2 IGNITION

[a]	Is the system as per the period specifications?
[b]	
[c]	Type (magneto, breaker/coil, etc.):
[d]	If the ignition is electronic, specify the make and principle:
[e]	Are sensors fitted?
[f]	

2.3 FUEL FEED

[a]	Are the make, type and number of carburettors / injection as per the period specifications?				
[b]					
[c]	Carburettor: Number	Make	Type	ø of venturi	mm
[d]	Injection :	Make	Type		
[e]	If an air restrictor is fitted, diameter of the restrictor:			mm	
[f]	If supercharged, is the supercharger as per the period specifications?				
[g]					
[h]	Supercharger:	Make	Type	Number	
[i]	If an air cooler is fitted, is it as per the period specifications?				
[j]					
[k]	Are sensors fitted?				
[l]					

2.4 FUEL SYSTEM

[a]	Is the fuel system as per the period specifications?
[b]	
[c]	Type of fuel feed (gravity, mechanical pump, electric pump, etc.):
[d]	Is a fuel cooler fitted
[e]	Is the fuel tank as per the period specification's location?
	Does it comply with Appendix K?
[f]	
[g]	Are sensors fitted?
[h]	

2.5 LUBRICATION

[a]	Is the system as per the period specifications?
[b]	
[c]	Type (wet sump, dry sump, etc.):
[d]	Is an oil cooler fitted?
[e]	
[f]	
[g]	Is a main circuit oil filter fitted (pre-war cars only)?
[h]	Are sensors fitted?
[i]	



COLOUR PHOTOGRAPH OF THE ENGINE

Digital photograph of suitable resolution

16:9 - 1280x720px - 150dpi min.

Showing all the engine bay from the left side. Depending on the exhaust manifold(s) position, it must be visible in one and/or the two pictures.

UPLOAD YOUR PICTURE

COLOUR PHOTOGRAPH OF THE ENGINE

Digital photograph of suitable resolution

16:9 - 1280x720px - 150dpi min.

Showing all the engine bay from the right side. Depending on the exhaust manifold(s) position, it must be visible in one and/or the two pictures.

UPLOAD YOUR PICTURE

3 – TRANSMISSION

3.1 GEARBOX & CLUTCH

[a]	Is the gearbox as per the period specifications?		
[b]			
[c]	Make:	Type:	
[d]	Number of forward gears:	reverse gear:	
[e]	Number of teeth (for homologated cars only):		
	1st gear:	2nd gear:	3rd gear:
	4th gear:	5th gear:	6th gear:
	Constant:	alternatives listed in section 9	
[f]	Clutch type:		
[g]	Actuation:		
[h]	Number of plates:		
[i]	Is an oil cooler fitted?		
[j]			
[k]	Are sensors fitted?		
[l]			

3.2 FINAL DRIVE

[a]	Driven wheels:												
[b]	Drive method (shaft, chain, etc.):												
[c]	Is the final drive ratio as per the period specifications?												
[d]	Specify the number of teeth used:												
[e]	Specify the other number of teeth available as period specifications: - - - -												
	-	-	-	-	-	-	-	-	-	-	-	-	-
[f]	Is the differential a limited slip or locked differential?												
[g]													
[h]	Is an oil cooler fitted?												
[i]													
[j]	Are sensors fitted?												
[k]													

4 – BRAKES AND STEERING

4.1 BRAKES

[a]	Is the braking system as per the period specifications?							
[b]								
[c]	Actuation (cable, rod, hydraulic, etc.):		FR		RE		Handbrake	
[d]	Is the braking system assisted?							
[e]								
[f]	Make:	Front			Rear			
[g]	If drum brakes:	Drum diameter	Front	mm	Rear	mm	Other	mm
		Shoe width	Front	mm	Rear	mm	Other	mm
[h]	If disc brakes:	Disc diameter	Front	mm	Rear	mm		
		Max. disc thickness	Front	mm	Rear	mm		
		Ventilated disc:	Front		Rear			
	Callipers:	Material at front			Number of pistons per front calliper:			
		Material at rear			Number of pistons per rear calliper:			
[i]	Are sensors fitted?							
[j]								

4.2 STEERING

[a]	Is the steering as per the period specifications?
[b]	
[c]	Type (rack and pinion, worm and roller, etc.):
[d]	Is the steering assisted?
[e]	
[f]	Are sensors fitted?
[g]	

5 – WHEELS

5.1 WHEELS

[a]	Are the wheels as per the period specifications?				
[b]					
[c]	Are the wheels in multiple parts?				
[d]	Are the diameter and the width of the wheels as per the period specification?				
[e]					
[f]	Type and material (wire, pressed steel, alu alloy, magnesium alloy, etc.): Front: _____ Rear: _____				
[g]	Diameters / widths of rims at the front (specify the units: inches or millimetres): <table border="0" style="width: 100%;"> <tr> <td style="width: 50%;">1. Diameter: _____ Width: _____</td> <td style="width: 50%;">2. Diameter: _____ Width: _____</td> </tr> <tr> <td>3. Diameter: _____ Width: _____</td> <td>4. Diameter: _____ Width: _____</td> </tr> </table>	1. Diameter: _____ Width: _____	2. Diameter: _____ Width: _____	3. Diameter: _____ Width: _____	4. Diameter: _____ Width: _____
1. Diameter: _____ Width: _____	2. Diameter: _____ Width: _____				
3. Diameter: _____ Width: _____	4. Diameter: _____ Width: _____				
[h]	Diameters / widths of rims at the rear (specify the units: inches or millimetres): <table border="0" style="width: 100%;"> <tr> <td style="width: 50%;">1. Diameter: _____ Width: _____</td> <td style="width: 50%;">2. Diameter: _____ Width: _____</td> </tr> <tr> <td>3. Diameter: _____ Width: _____</td> <td>4. Diameter: _____ Width: _____</td> </tr> </table>	1. Diameter: _____ Width: _____	2. Diameter: _____ Width: _____	3. Diameter: _____ Width: _____	4. Diameter: _____ Width: _____
1. Diameter: _____ Width: _____	2. Diameter: _____ Width: _____				
3. Diameter: _____ Width: _____	4. Diameter: _____ Width: _____				
[i]	Are sensors fitted?				
[j]					

6.1 BODY

[a]	Is the body to the original specification?
[b]	
[c]	
[d]	Is all the material of the body as per the period specifications?
[e]	
[f]	Type (single-seater, coupé, etc.): _____
[g]	Number of seats: _____
[h]	Number of doors: _____

6.2 AERODYNAMIC DEVICES (cars built after 1965 only)

[a]	Are these devices as per the period specifications?
[b]	
[c]	Measurements see extension “AERODYNAMIC DEVICES (MEASUREMENTS page 20-22)

6.3 LIGHTING

[a]	Is the lighting as per the period specifications?			
[b]				
[c]	Is generator fitted?			
[d]	Type:	dynamo	alternator	other, specify and justify

7.1 DIMENSIONS

[a]	Wheelbase:	left	mm	right	mm
[b]	Only for homologated cars from Period G2 onwards, body width at centre line of axles:				
	Original front	mm	Current front	mm	
	Original rear	mm	Current rear	mm	
[c]	For all other cases, track (track measured between the centres of the tyre treads):				
	Original front	mm	Current front	mm	
	Original rear	mm	Current rear	mm	
[d]	Minimum weight:	kg			
[e]					

8 – DRAWINGS AND/OR PICTURES

If necessary, drawings and/or pictures of the aerodynamic devices, suspension, etc

UPLOAD
YOUR
DRAWING
AND/OR
PICTURE

UPLOAD
YOUR
DRAWING
AND/OR
PICTURE

9 – ADDITIONAL PIECES OF INFORMATION

If necessary, list of alternatives (gearbox ratios, etc)



EXTENSION – PHOTOS

COLOUR PHOTOGRAPH OF THE CAR IN ITS
PRESENT FORM

Digital photograph of suitable resolution

16:9 - 1280x720px - 150dpi min.

Front view of the the complete car

UPLOAD YOUR PICTURE

COLOUR PHOTOGRAPH OF THE CAR IN ITS
PRESENT FORM

Digital photograph of suitable resolution

16:9 - 1280x720px - 150dpi min.

Rear view of the complete car

UPLOAD YOUR PICTURE



COLOUR PHOTOGRAPH OF THE CAR IN ITS
PRESENT FORM

Digital photograph of suitable resolution

16:9 - 1280x720px - 150dpi min.

Lateral view of the complete car

UPLOAD YOUR PICTURE

COLOUR PHOTOGRAPH OF THE DASHBOARD

Digital photograph of suitable resolution

16:9 - 1280x720px - 150dpi min.

UPLOAD YOUR PICTURE



COLOUR PHOTOGRAPH OF THE COMPLETE BOOT

FOR CARS WITHOUT A BOOT AND/OR SINGLE OR
TWO-SEATER RACING CARS, SHOW THE NON-
ENGINEED END WITH BODYWORK OFF

Digital photograph of suitable resolution

16:9 - 1280x720px - 150dpi min.

UPLOAD YOUR PICTURE

COLOUR PHOTOGRAPH OF THE UNDER FLOOR

Digital photograph of suitable resolution

16:9 - 1280x720px - 150dpi min.

UPLOAD YOUR PICTURE



COLOUR PHOTOGRAPH OF THE GEAR BOX

Digital photograph of suitable resolution

16:9 - 1280x720px - 150dpi min.

UPLOAD YOUR PICTURE

COLOUR PHOTOGRAPH OF THE FINAL DRIVE

Digital photograph of suitable resolution

16:9 - 1280x720px - 150dpi min.

UPLOAD YOUR PICTURE



DOCUMENTARY REFERENCES

Draw up a list of the technical and descriptive references to the car found in documents (books, periodicals, etc.) contemporary with its construction.


UPLOAD
YOUR
PICTURE 1

UPLOAD
YOUR
PICTURE 2

UPLOAD
YOUR
PICTURE 3

UPLOAD
YOUR
PICTURE 4

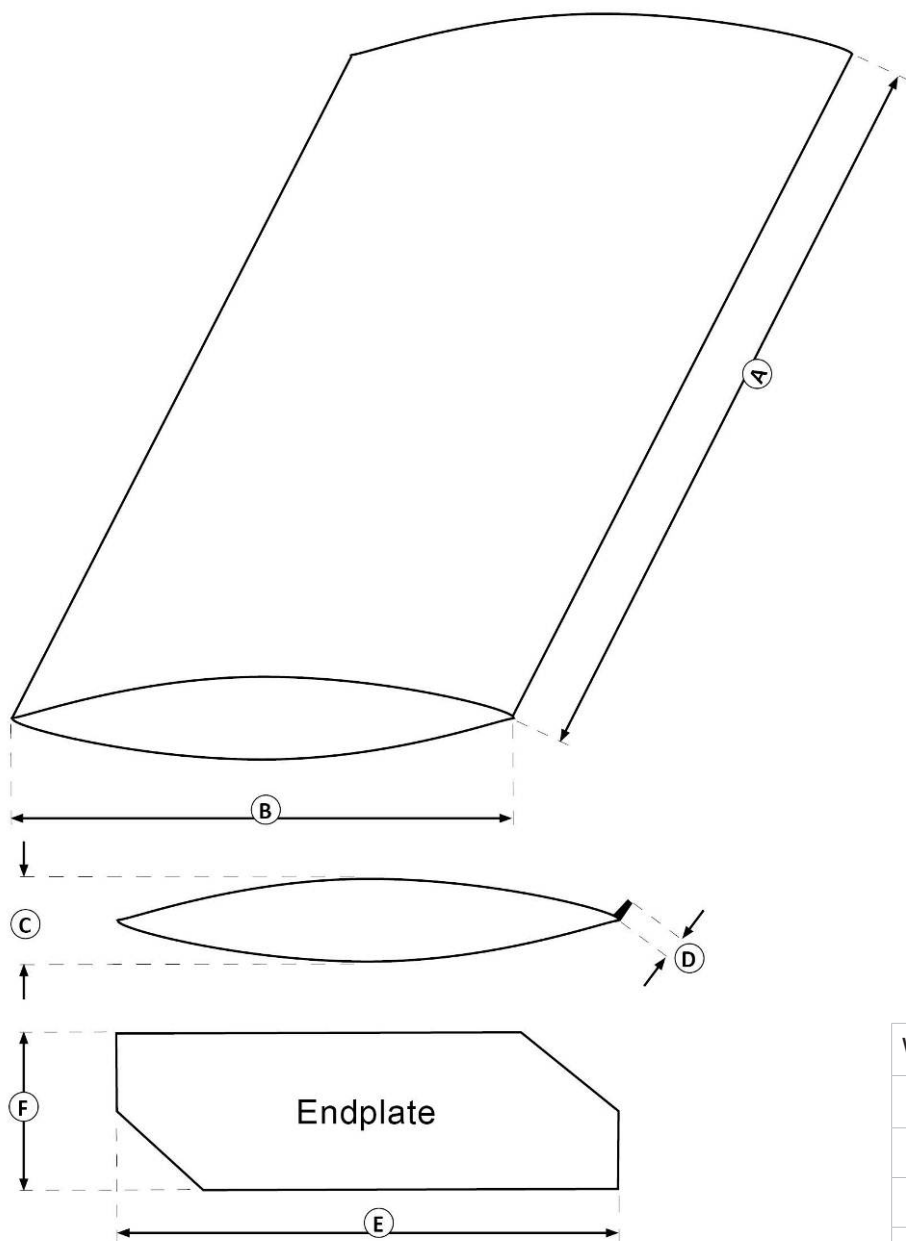
EXTENSION – AERODYNAMIC DEVICES (MEASUREMENTS)



DIMENSIONS (TOLERANCE FOR ALL DIMENSIONS: +/-1%)

[A]	mm
[B]	mm
[C]	mm
[D]	mm
[E]	mm

NUMBER OF WINGS:
DIMENSIONS (TOLERANCE FOR ALL DIMENSIONS: +/-1%)

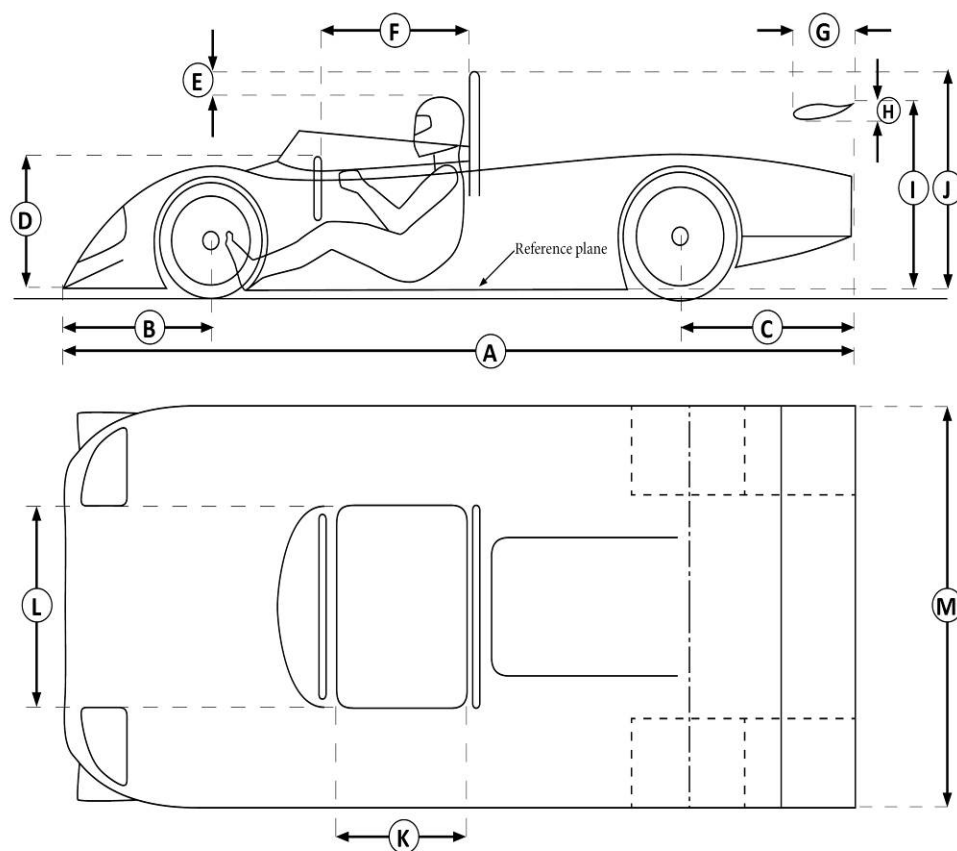


WING 1	
[A]	mm
[B]	mm
[C]	mm
[D]	mm
[E]	mm
[F]	mm

WING 2		WING 3		WING 4	
[A]	mm	[A]	mm	[A]	mm
[B]	mm	[B]	mm	[B]	mm
[C]	mm	[C]	mm	[C]	mm
[D]	mm	[D]	mm	[D]	mm
[E]	mm	[E]	mm	[E]	mm
[F]	mm	[F]	mm	[F]	mm

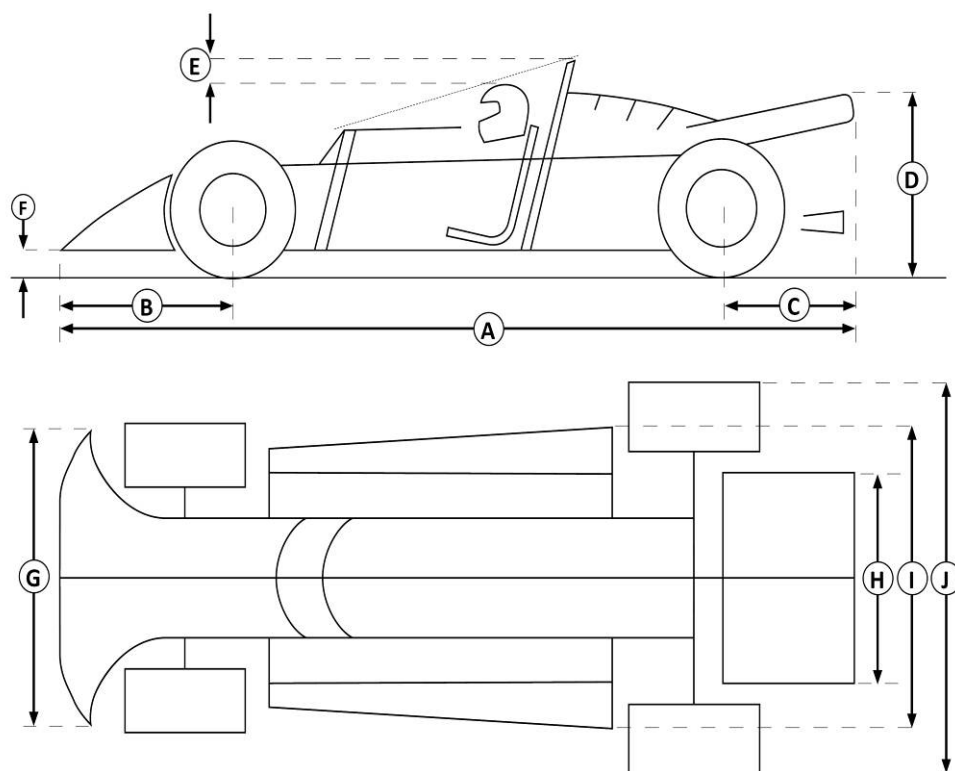
DIMENSIONS (TOLERANCE FOR ALL DIMENSIONS: +/-1%)

[A]	mm
[B]	mm
[C]	mm
[D]	mm
[E]	50 mm min.
[F]	mm
[G]	mm
[H]	mm
[I]	mm
[J]	mm
[K]	mm
[L]	mm
[M]	mm



DIMENSIONS (TOLERANCE FOR ALL DIMENSIONS: +/-1%)

[A]	mm
[B]	mm
[C]	mm
[D]	mm max.
[E]	50 mm min.
[F]	mm
[G]	mm
[H]	mm
[I]	mm
[J]	mm



EXTENSION – ROLL OVER PROTECTION SYSTEM – PART 1

1.1 ROLL OVER PROTECTION SYSTEM

[a]	System in accordance with:
-----	----------------------------

1.2 FIA HOMOLOGATED SYSTEM

[a]	If on FIA homologation form: Homologation number of the form: _____ Number of the homologation extension: _____
-----	--

N.B.: A copy of the extension must be attached to the HTP.

1.3 ASN CERTIFIED SYSTEM

[a]	If certified by an ASN: Certificate / Test report number: _____
-----	--

N.B.: A copy of the certificate must be attached to the HTP.

1.4 APPENDIX K SYSTEM (SELF MADE)

[a]	Main/Lateral bar	Front bar	Diagonals	Other struts	Cross braces
	Outer diameter (mm)				
	Wall thickness (mm)				
[b]	Material specification:				
[c]	Drawing numbers according to App. K - App. VI (including the basic drawings and drawings of all options used):				

***WHEN NO DIMENSION IS APPLICABLE, PLEASE FILL N/A FOR THOSE SPECIFIC FIELDS**

1.5 PERIOD SPECIFICATION SYSTEM

[a]	Main/Lateral bar	Front bar	Diagonals	Other struts	Cross braces
	Outer diameter (mm)				
	Wall thickness (mm)				
[b]	Material specification:				
[c]	Drawing numbers according to App. K - App. VI (including the basic drawings and drawings of all options used):				
[d]	Number of mounting points to bodyshell / chassis:				

***WHEN NO DIMENSION IS APPLICABLE, PLEASE FILL N/A FOR THOSE SPECIFIC FIELDS**

1.6 FURTHER INFORMATION, IF NECESSARY:



TECHNICAL REGULATIONS

- The car must comply with the technical regulations for Group:

of Appendix:

- Or, the car must comply with the following technical regulations: (from).

The regulations of current Appendix K have priority.

APPLICANT'S DECLARATION

I AS OWNER OR PERSON WHO HAS BEEN DULY AUTHORISED BY THE OWNER TO SUBMIT THE APPLICATION FOR THE HTP, CERTIFY (I) THAT THE INFORMATION GIVEN IS CORRECT, AND (II) THAT THE AUTHORISING ASN WILL BE IMMEDIATELY NOTIFIED SHOULD ANY CHANGES BE MADE TO THE CAR AFTER THE PRESENT HTP HAS BEEN ISSUED. I FURTHERMORE ACKNOWLEDGE, THAT SHOULD THE CAR NOT CONFORM TO THE SPECIFICATIONS SET FORTH HEREIN AT ANY TIME AFTER ISSUANCE OF THE PRESENT HTP, THIS HTP MAY BE IMMEDIATELY CANCELLED. I ALSO UNDERTAKE THAT ANY ENTRY FORM FOR AN FIA INTERNATIONAL EVENT WILL BE FILLED IN ACCORDING TO THE INFORMATION GIVEN ON THE PRESENT FORM.

Name of the Applicant:
Name of the car owner (if different than the Applicant):
Full address:
Licence number (if applicable):

Date:

Signature :

CAUTION: This document is intended solely to verify that, at the date of the inspection, the car appears to be eligible to compete in FIA-sanctioned events for Historic Vehicles (as defined in the International Sporting Code). It makes no representation as to the authenticity or history of the car. The ASN has not inspected the car for any purpose other than that specified above, and neither the ASN nor the FIA shall be held liable, in any way for the accuracy or fitness for a particular purpose (other than the purpose set forth above), of any information contained in this form. Such information has been supplied by the applicant on behalf of the owner of the car, who remains solely responsible for its accuracy.

CHANGE IN OWNERSHIP

Name of the new car owner:
Full address:
Licence number (if applicable):
Name of the new car owner:
Full address:
Licence number (if applicable):
Name of the new car owner:
Full address:
Licence number (if applicable):



ELIGIBILITY CHECKS

If the car that is presented for an event is not in conformity with its HTP, refer to article 4.3 of Appendix K.

THIS TABLE, TO BE FILLED IN ONLY BY FIA EVENT OFFICIALS AND ONLY WHEN NECESSARY, SERVES TO RECORD ANY COMMENTS MADE SUBSEQUENT TO SCRUTINEERING AT FIA INTERNATIONAL EVENTS.



LOG BOOK

THIS TABLE IS NOT COMPULSORY BUT MAY BE FILLED IN BY SCRUTINEERS (NOT FIA OFFICIALS ONLY)



ONLY FOR SINGLE SEATER CARS, TWO-SEATER RACING CARS AND ANY OTHER CARS EQUIPPED WITH A ROLL OVER PROTECTION SYSTEM (ROPS) WHICH IS NOT HOMOLOGATED OR WHICH IS NOT CERTIFIED BY AN ASN

TICK THE BOX (ONLY ONE) THAT APPLIES:

I certify that the ROPS is as per period specification [Section 1.5 of page 23]

I certify that the ROPS is as per Appendix K / self made system in compliance with Article 8.1.2 of Appendix II to Appendix K [Section 1.4 of page 23]

Or

I certify that the ROPS is as per Appendix K / self made system in compliance with Article 8.1.1 of Appendix II to Appendix K and that I have the relevant certificate substantiating the ROPS strength [Section 1.4 of page 23]

	Main/Lateral bar	Front bar	Diagonals	Other struts	Cross braces
Wall thickness (mm)					
Material specifications					

Applicant First Name:

Applicant Last Name:

Date:

Name & Signature: